




**SURFACE  
DISINFECTION**

# B. BRAUN WIPES DISPENSER SYSTEMS

FLEXIBLE AND PRACTICAL TO USE



# FILLING

## of B. Braun wipes dispenser system



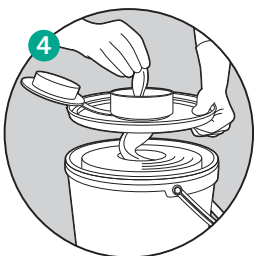
Our dispenser systems are delivered in clean condition. A cleaning and disinfection prior to the first use is not required. (Re-)fill only completely dry, disinfected, clean and undamaged dispenser systems. Should a pollution be recognized e.g. from the dust caused by the storage or transport, we recommend a cleaning and disinfection of the dispenser system according to the following instructions. During the (re-)filling process wear gloves and goggles if necessary.



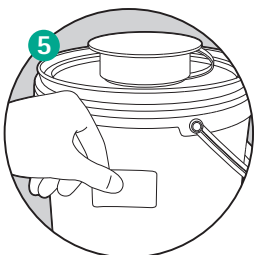
Take the fleece roll out of its packaging and place it in the dispenser system. Pull out the innermost tissue. Prepare the disinfectant solution according to manufacturer's recommendations everytime freshly.



In circular motions soak the roll from the inside out with a sufficient amount of ready to use disinfectant solution. Thereby a uniform wetting of the wipes is guaranteed. The recommended amount of disinfectant is indicated on the dispenser systems label. The fleece roll is completely soaked after 10 minutes.<sup>1</sup>



Pull the first tissue through the opening of the dispenser cover. Press the lid firmly until it locks and discard the first tissue. Close the safe-lock cap of the dispenser system. The cap is safely closed when a click is audible.



Fill out the label completely and stick it good visible on the B. Braun dispenser system. The in use shelf life of the impregnated towels is up to 28 days. For more information, please refer to the product brochure.

<sup>1</sup> More information regarding minimum concentration of disinfectant solution can be found in the table «Compatible B. Braun cleaning agents and disinfectants» on page 4. Ready to use disinfectant solutions must be manually prepared freshly in a clean and dry vessel according to the instructions of the manufacturer. The selected application concentration must be at least the 1-hour value of the VAH list.

# REPROCESSING AND REFILL

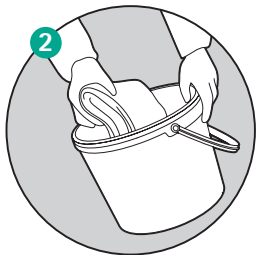
## of B. Braun wipes dispenser system

The dispenser system can be refilled and used again once all wipes are depleted or when the expiry date of the ready to use solution is reached. Before refilling a dispenser system a manual cleaning (either by rinsing with hot water (55 to 60 °C) or by wiping out with a tissue, saturated with a suitable cleaning agent) and disinfection must be carried out (including the lid and the

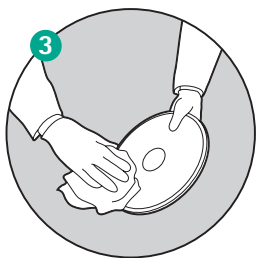
opening). Alternatively, an automatic cleaning and disinfection can be performed. We recommend for the reprocessing of B. Braun wipes dispenser systems the manual cleaning and disinfection as described below. Furthermore, according to a VAH-publication<sup>2</sup> a random sampling of the dispenser systems and its contents is recommended to identify a possible contamination early on.



1 Wear gloves and goggles if necessary. For the cleaning and disinfection of the B. Braun wipes dispenser systems we recommend to use Meliseptol® rapid and /or Meliseptol® HBV Tissues.




2 To clean the dispenser system properly, dispose of remaining wipes and disinfectant residues. Wipe all surfaces (including the dispenser bucket, the lid and the opening) clean, using a suitable, soaked in an alcoholic disinfectant or pre-impregnated non-woven tissue.



3 Before the disinfection, the dispenser system must be dry and visually clean.

For the disinfection of all surfaces (including the dispenser bucket, the lid and the opening) take either a suitable tissue, soaked in an alcoholic disinfectant solution or a pre-impregnated non-woven tissue. The exposure time of the disinfectant has to be observed.



4 Finally, allow all parts to dry completely before reuse. Subsequently, the dispenser system can be refilled again as described on the previous page.



<sup>2</sup> VAH-publications: Empfehlung zur Kontrolle kritischer Punkte bei der Anwendung von Tuchspendersystemen im Vortränksystem für die Flächendesinfektion. HygMed 2012; 37 (11).

# B. BRAUN WIPES

Wipes for cleaning and disinfection in hospitals, medical centers and in nursing homes.

## B. Braun Wipes/Wipes mini

- Save-lock cap with audible click
- Tissues of high quality (65 g/m<sup>2</sup>)
- High tensile strength by a cross-layered tissue structure
- Double layered mini-tissue
- B. Braun Wipes 100 pieces (19 cm x 36 cm)
- B. Braun Wipes mini 25 pieces (24 cm x 28 cm)

## B. Braun Wipes ECO/Wipes mini ECO

- Save-lock cap with audible click
- Tissues of good quality (50 g/m<sup>2</sup>)
- Stretchy in transverse direction through parallel set tissue structure
- Ecological/economic in consumption (20% reduction of material)
- B. Braun Wipes ECO 120 pieces (19 cm x 36 cm)
- B. Braun Wipes ECO mini 60 pieces (15 cm x 20 cm)

Compatible with the following B. Braun disinfectants	Concentrations	Exposure time
Hexaquart® pure	1.0%/0.5%	5 min./30 min.
Hexaquart® XL	2.0%/1.0%	5 min./15 min.
Melsept® SF	1.0%	60 min.
Meliseptol® rapid	undiluted	1 min.
Meliseptol® Foam pure	undiluted	1 min.
Meliseptol®	undiluted	1 min.

B. Braun Wipes/Wipes mini and wipes dispenser system	Art.-no.
<b>B. Braun Wipes</b> Disinfectant wipe dispenser with gray cap (without fleece roll)	19873
<b>B. Braun Wipes</b> Fleece roll with 100 wipes, 190 mm x 360 mm	19164
<b>B. Braun Wipes ECO</b> Fleece roll with 120 wipes, 190 mm x 360 mm	19726
<b>B. Braun Wipes mini</b> Disinfectant wipe dispenser with gray cap (without fleece roll)	19874
<b>B. Braun Wipes mini</b> Tissue roll with 25 wipes, 240 mm x 280 mm	19183
<b>B. Braun Wipes mini ECO</b> Fleece roll with 60 wipes, 150 mm x 200 mm	19725

B. Braun Medical AG | Infection Control | Seesatz 17 | CH-6204 Sempach  
 Phone +41 58 258 50 00 | Fax +41 58 258 60 00 | info.bbmch@bbraun.com | www.bbraun.com